

# PARADIGM



# 100

**CUSTOMER  
DRIVEN  
FEATURES**



# 100 FEATURES – TABLE OF CONTENTS

FEATURES	PAGE #	FEATURES	PAGE #
Alliance RV camp ready innovations	3	MCD day / night shades	23
A meaningful warranty	3	MaxxFan	23
Warranty for full-time RVing	3	Soft close cabinet doors	24
Space saver upper deck	4	Ball bearing drawer glides	24
Helux™ pin box	4	Glazed birch drawer with reinforced bottoms	24
Run full holding tanks	5	Innovative storage solutions	25
Drop frame & tank sizes	5	Shoe storage	25
2" Torsion tube	6	Stainless steel sink	25
Anti-lock braking system	6	Solid surface backsplash	26
CURT® Touring Coil Suspension	6	Residential range and oven	26
CURT 8,000 lb. axles	6	Residential microwave	27
17.5" Cooper® H-rated tires	7	Residential refrigerator	27
Counteract® tire balancing beads	7	Floating, hardwood, dinette table	28
Factory installed MorRyde® IS	7	Bench with storage and two chairs	28
RV airflow on ducted A/C's	7	Kensington collection furniture	29
All-in-one utility center	8	All-in-one loveseat / theater seat / recliner	29
PEX plumbing	8	50" HD smart TV	30
Shut-off valves at plumbing fixtures	8	ALLTV	30
Mammoth basement storage	9	Bluetooth entertainment system	31
Slam latch baggage doors	9	USB charging ports	31
Painted front cap	10	Dimmable LED flush can lighting	32
Automotive vinyl graphics	10	Crown and island LED accent lighting	32
Smooth skirt metal encapsulating drop frame	10	Medicine cabinet in main bath	33
Dual 30 pound LP tanks	11	Off door side security light	33
Six-point auto level	11	Breaker / fuse box	33
Oversized awnings	12	Smart wire	34
Awning patio LED lighting	12	Control center	34
2" Rear accessory hitch	12	Individually switched slide outs	35
PVC roof	13	Electric gate valves for tanks	35
Heated & enclosed underbelly with tank pads	13	King bed standard	36
Double insulated roof fiberglass & reflective	14	Overhead bed window	36
Laminated walls	14	Padded headboard	36
High gloss fiberglass exterior	15	CPAP friendly	37
Access hatch in pass through	15	Under-bed storage	37
Temperature controlled patio side spray port	16	Deep bedroom dressers	38
Patio side LP quick connect	16	Dresser top hidden storage	38
MorRyde Step Above quad entry	17	Personal reading lights	39
Under-frame patio lighting	17	Rustic sliding barn doors	39
Triple A/C standard	18	Bedroom bench seat	40
Ultra quiet ductless design	18	Flush floor upper deck	40
Individually controlled A/C units	18	Huge closets	41
40,000 BTU furnace	19	Washer / dryer prep	41
Electric fireplace	19	48" - 60" Residential fiberglass showers	42
No carpet zone	20	Triple glass sliding shower door	42
Aluminum framed and insulated floor	20	Teak wood shower seat	43
Flush floor kitchen slide	21	Soft close porcelain toilet	43
No floor vents in the main floor	21	Large and deep bathroom sink	44
Atrium windows	22	Solid surface bathroom countertops	44
Cross ventilation	22	Standard solar - done right	45
Hardwood window trim	23	Prepped for the most common upgrades	46

# 1

## ALLIANCE RV CAMP READY INNOVATIONS

At Alliance RV, innovation and quality drive everything we do, ensuring our units are camp-ready from the moment they leave our facility.

- **Laser Guides:** Precisely install wall backers during lamination for superior strength.
- **Smoke Testing:** Detects plumbing leaks to enhance reliability.
- **Shake-Down Testing:** Simulates the rigors of travel with a 15-minute vibration test.
- **Rain Bay:** A 30-minute test with 10,000 gallons of recycled water ensures leak-free performance, slides open or closed.

Relentless testing, relentless improvement—because your adventure deserves the best.

# 2

## A MEANINGFUL WARRANTY



### A WARRANTY IS ONLY AS GOOD AS THE COMPANY THAT BACKS IT.

Every Alliance RV is generously backed with a 3-year limited structural and 1-year limited base warranty. Further, what really makes Alliance RV stand out is our willingness to communicate our guiding principle of "Do The Right Thing". We understand there is not a one size fits all solution when it comes to your warranty and service needs. Our ability to keep open lines of communication with you and your Alliance dealer will help us find a creative service solution for your specific case. Add to this the unique service and warranty programs we have implemented for our Alliance dealers to streamline the approval process and parts delivery times, all towards the mission of getting our Alliance RV owners back on the road faster and enhancing your RV ownership experience. If you ever want to speak with one of our customer service representatives, please don't hesitate to contact us at (574) 226-0140.

# 3

## FULL-TIME RVING WARRANTY



### FULL-TIME RVING WON'T VOID YOUR ALLIANCE RV WARRANTY\*

Many manufacturers incorporate language that voids the warranty in the case of full-time RVing.

\*Additional equipment may be necessary in certain climates or conditions for full time use.

## SOLID FOUNDATION

Next generation advanced frame technology with heavy duty Performance Running Gear.

Redesigned from the ground up, the Benchmark Chassis features solid steel 10" I-beam main rails

with a 2" torsion tube welded where the running gear attaches, drop frame storage area, flush upper deck design, reinforced goose neck area and a Curt Helux™ pinbox.



## 4 SPACE SAVER UPPER DECK

Engineers were able to redesign the upper deck to be stronger, while flattening the deck to eliminate the toe breaker steps typically found in this space. Stronger design + flush upper deck = smarter chassis.



## 5 HELUX™ PIN BOX

Conquer rough roads with our latest innovation, the Helux™ Series coil spring pin boxes. Built with 30% less shock going into the frame, improving the ride and the lifespan of your RV.



## 6

## RUN FULL HOLDING TANKS

We know its not always possible to empty the holding tanks before hitting the road. We've all seen tanks fall out of the bottom of an RV and we have made it a priority to minimize this potential in an Alliance RV.

Our fresh tanks are encased in a robust steel cage. Waste tanks are molded to rest on full length steel Z rails and secured with steel straps to prevent shifting in transit.



**STEEL CAGE**



**STEEL STRAPS**



## 7

## DROP FRAME AND TANK SIZES

Our Benchmark drop frame design raises the bar on basement storage, increasing the volume of the storage compartment.

### CLASS LEADING TANK SIZES:

98 Gal. Fresh  
106 Gal. Gray  
53 or 106 Gal. Black\*  
\*Model specific



# RUNNING GEAR REDEFINED



We listened to RVers to determine the good, bad, and ugly from the people who actually own and frequently use RVs. Unanimously, it was clear that tire blow-outs, insufficient springs, thin shackles, and spring hanger failures were a critical area that needed to be addressed.

Building on the latest advancement in chassis design, we have strategically selected our Performance Running Gear system to address the common failures too often seen at this price point.

**8**

## 2" TORSION TUBE

Welded to the I-beam for unbeatable strength and rigidity



**9**

## ANTI-LOCK BRAKING SYSTEM



**10**

## CURT® TOURING COIL SUSPENSION

8,000 lb.



**11**

## CURT® 8,000 LB. AXLES



**12**

## **17.5" RIMS WITH COOPER® H-RATED TIRES**

17.5" Cooper® H-Rated Tires are durable, high-speed commercial tires built for heavy loads, offering excellent traction, stability, and long-lasting performance.

**13**

## **COUNTERACT® TIRE BALANCING BEADS**

Counteract balancing beads provide dynamic balancing. This system re-sets to the balancing requirements of the assembly with every trip.

**14**

## **FACTORY INSTALLED MORRYDE® IS (OPTION)**

This system allows each wheel to react individually to the road, providing a smooth towing experience and protecting your trailer from road shock.

**15**

## **RV AIRFLOW ON DUCTED A/C'S**

Boosts cooling efficiency by optimizing air distribution and reducing energy consumption. It minimizes air restrictions in the ductwork, ensuring faster, quieter, and more consistent cooling throughout your RV.



## 16

## ALL-IN-ONE UTILITY CENTER

The Alliance Utility Center brings vital connections to one convenient location for management of water hookups, coaxial connections, battery shut off, and tank pulls. Additionally there is a light for when the sun is down, a quick connect sprayer to wash up after dealing with the business end, and a 110V outlet for your convenience.



## 17

## PEX PLUMBING Cross-linked polyethylene (PEX)

Real PEX water lines are used throughout to create a reliable and temperature resistant plumbing system. Traditional braided lines (commonly used by some manufacturers) provide an inferior fit at the connection points, making them more susceptible to water leaks.



## 18

## SHUT-OFF VALVES AT PLUMBING FIXTURES

Don't let a leaky toilet or dripping sink shut down the water supply to your whole coach. Simply shut off the dedicated valve to the toilet or sink and address the issue at your leisure.





## 19

## MAMMOTH BASEMENT STORAGE



**DROP FRAME DESIGN PROVIDES  
35% MORE BASEMENT STORAGE**

Alliance Basement storage compartments are insulated, heated, illuminated, and finished with a durable Congoleum floor and automotive trunk carpet to protect your cargo. We have also engineered our plumbing out of the way so it is not obstructing the pass through storage area.

## 20

## SLAM LATCH BAGGAGE DOORS

Slam latches and automotive bulb seals keep the baggage compartments tight, dry, and secured. Large handles for easy opening and magnetic stays make for convenient access to your gear.

Individually Keyed units eliminate universal keys for added security.



## 21

### PAINTED FRONT CAP

We paint our front cap to match the sidewall color.

The automotive paint is durable and long lasting, looks fantastic, and protects the value of your investment.



## 22

### AUTOMOTIVE VINYL GRAPHICS

**Paradigm features vinyl graphics that are vibrant, durable and long lasting.**

**Our vinyl film graphics have minimal shrinkage and the ability to withstand extreme temperatures.**



## 23

### SMOOTH SKIRT METAL ENCAPSULATING DROP FRAME

This feature adds extra protection to the drop frame while giving the RV a clean, modern look. It's a durable and stylish upgrade that's built to last.



## 24

### DUAL 30 POUND LP



Extend your RV stay a little longer with 60 pounds of LP in two 30 pound tanks, located on both sides of the coach for even weight distribution and equipped with an auto changeover valve. For those wanting even more, dual 40 pound tanks will fit in these compartments.



## 25

### SIX-POINT AUTO LEVEL

Six-point hydraulic auto leveling is faster, stronger, quieter, and makes short work of leveling your coach so you can get to relaxing. We mount the control panel in a compartment on the off-door side by the front jacks.



## 26

## OVERSIZED AWNINGS

Alliance maximizes the usability of your patio with huge awnings made of dark material that blocks more sun.

These awning arms don't have the traditional wingnut adjustment. A friction hinge and gas strut provide easy, one handed adjustments and act as a shock absorber should a wind gust catch the awning. Includes a manual override in case of no power.



## 27

## AWNING PATIO LED LIGHTING

Enjoy your patio lights with or without the awning out.

Our patio awning LED lighting is mounted to the sidewall so you don't have to run your awning out all the way to reveal the lights.



## 28

## 2" REAR ACCESSORY HITCH

For your convenience, we added a 2" receiver style, rear accessory hitch with a 300 pound hitch capacity, 3,000 pound tow capacity and a four pin connector for taillights.



## 29

## PVC ROOF

We protect your investment from the top down with a seamless PVC roof material that is more puncture resistant than the TPO used by many others. PVC is ultra bright white and more solar reflective to help keep your unit cool. Last but not least, in the unlikely event of a roof tear, it can be repaired simply with a patch of the same PVC material and PVC cement from your local hardware store.



Polyvinylchloride  
**PVC**  
SEAMLESS  
ROOF MATERIAL  
LIFETIME WARRANTY

- ZERO MAINTENANCE
- EXTREMELY DURABLE
- EASILY REPAIRABLE
- REFLECTIVE SURFACE



## 30

## HEATED AND ENCLOSED UNDERBELLY WITH TANK PADS

Extend your RVing season into the cooler months with a heated and enclosed underbelly.

12 volt tank heat pads are standard on all fresh, gray and black tanks.






# 31

## DOUBLE INSULATED ROOF FIBERGLASS AND REFLECTIVE

When it comes to insulation, we install the best of both schools of thought with traditional fiberglass batten insulation and a seamless layer of reflective mylar barrier for maximum efficiency in hot and cold climates.



# 32


## LAMINATED WALLS



A reliable sidewall begins with a durable frame made of high grade aluminum that is professionally welded and reinforced at stress points. Block foam insulation fills all the voids in the framework and it is all sandwiched between an AZDEL composite substrate and fiberglass on the outside and decorative wallboard on the inside. The entire wall assembly is laminated and cured to perfection for the ultimate sidewall.

Alliance sidewalls, rear wall, slide face and end walls are all laminated.

- 50% Lighter
- No Rot, Mold, Warping, or Delamination
- 2X Insulation Value
- Odorless, NO Formaldehyde
- Quieter RVs
- No Impact to the Rainforest
- Unaffected by Humidity and Temperature Changes
- Long Life
- Made in USA



## 33

## HIGH GLOSS FIBERGLASS EXTERIOR


Just as the Indiana sun was setting here at the factory, a unit was awaiting its turn to go through the performance audit. It was a spectacular sight to see the setting sun reflecting in the high gloss fiberglass on the south west side of the factory. This high gloss will last for years and keep your coach looking spectacular for many sunsets to come.



## 34

## ACCESS HATCH IN PASS THROUGH

Our basement storage compartments feature easy access to mechanicals with a full size access hatch. Alliance basement storage compartments are insulated, heated, illuminated, and finished with a durable Congoleum floor and automotive trunk carpet to protect your cargo.



## 35

## TEMPERATURE CONTROLLED PATIO SIDE SPRAY PORT

A convenient quick connect coil hose sprayer is included that can hook up on the patio side of the coach for rinsing off feet, pets, and even grandkids before entering. A second spray port is located on the off-door side in the utility center.

The hose stores neatly in the compartment and is resistant to tangles and kinks.



The coil hose stretches approximately eight feet.

## 36

## PATIO SIDE LP QUICK CONNECT

No need for all the little portable LP cylinders when you have 60 pounds on-board. With a patio side LP hookup you can conveniently use your camp grill or patio heater to dine and entertain.



**37**

## **MORRYDE® STEP ABOVE QUAD ENTRY WITH SAFE-T-RAIL HANDLE**

A sturdy and safe solution for entering your RV. The four-step design provides easy, secure access with a wider and more stable step for added comfort. Paired with the Safe-T-Rail handle, it ensures a firm grip, improving safety as you step in and out. This system is perfect for those looking for a smooth, reliable entry with stability.

**38**

## **UNDER-FRAME PATIO LIGHTING**

Patio side under-frame LED lighting adds a nice touch to your patio experience, lighting the ground up for your enjoyment and safety. Not to mention, it just looks cool!





# 39

## TRIPLE A/C STANDARD

Triple 13,500 BTU, ultra quiet, independently controlled direct flow A/C units maximize cooling capacity.

**40,500** BTU  
OF COOLING POWER



**50% MORE  
EFFECTIVE**

# 40

## ULTRA QUIET DUCTLESS DESIGN

Ducts reduce cooling efficiency. Our ductless A/Cs deliver 100% of the cold air produced by the A/C units directly into the RV (with the exception of the third A/C where there are walls in the way and we duct the bare minimum length to cool the bathroom.) Our system is very quiet, using the latest Mach Q series Non Ducted air conditioners. Operating at only 51-57 decibels, you can easily hold a conversation and enjoy TV. Each A/C unit only draws 10.4 amps on high.

2 A/C's easily run on 30 amp service  
3 A/C's easily run on 50 amp service



A/C on LOW  
(Avg. 51.0 db)



A/C on HIGH  
(Avg. 56.5 db)



Coleman Mach Q (Quiet) Air Conditioner decibel test. Used "Decibel X" app on iPhone XR placed on bed directly below AC unit.

# 41

## INDIVIDUALLY CONTROLLED

Have it your way! All three A/C units are individually controlled offering an infinite combination of settings for maximum comfort and convenience.





## 42

## 40,000 BTU FURNACE

40,000 BTUs of forced air heat runs through flex ducts connected to formed ducts in the floor. Our heating ducts are designed to be as short as possible to minimize heat loss experienced in long duct runs and maximize comfort throughout the coach.

There are also dedicated heat vents into the basement and underbelly to keep the tanks and your gear cozy warm in the cooler seasons.



## 43

## ELECTRIC FIREPLACE

For the spring and fall days when the temperature does not justify firing up the furnace, the 5,000 BTU fireplace takes the chill out of the room without using LP. Fully adjustable, you can also enjoy the ambiance of the fireplace without heating up the room.



**44**

## NO CARPET ZONE

You spoke. We listened. Vinyl flooring throughout (No Carpet).

**45**

## ALUMINUM FRAMED AND INSULATED FLOOR

### WITH SEAMLESS 5/8" TRUBOARD DECKING

Superior floor construction begins with a lightweight rigid aluminum frame that is insulated with fiberglass and a reflective foil barrier. Then a seamless sheet of 5/8" Truboard is secured on top and the bottom is wrapped in a durable woven poly stranded material.



**46**


## FLUSH FLOOR KITCHEN SLIDE

No more raised slideroom floor in the kitchen to stub your toes on.

No more awkward footing or leaning way over to prepare your food.



Brand X's raised floor kitchen slide

**FLUSH  
FLOOR****KITCHEN  
SLIDE****47**

## NO FLOOR VENTS - MAIN FLOOR

Floor vents are an eye-sore, foot-sore and a catch-all for dirt and trash. Our vents are mounted out of sight and off the main floor where they won't catch your bare foot in the dark by surprise.

**NO FLOOR  
VENTS****ON MAIN LEVEL**

## 48 ATRIUM WINDOWS

Alliance has bigger windows and more of them than anyone else. Enjoy a High Definition view of your surroundings.



## 49 CROSS VENTILATION

**GET MORE FRESH AIR INSIDE!**

Bedroom and living areas have strategically placed Atrium windows that open wide to create excellent cross ventilation in the living area and bedroom.



**50**

## HARDWOOD WINDOW TRIM

Real hardwood valences and window trim in the main living areas set a luxurious tone. The slim profile of our side and lower window trim also maximizes the functional space at the dinette and loveseat. Most manufacturers use a lambrequin leg that sticks out and can get in the way.

**51**

## MCD DAY / NIGHT SHADES

Whether you want to block out the bright light of day or have some privacy in the night hours, trust MCD roller shades for quality and ease of operation.

**52**

## MAXX FAN

The kitchen and master bath are both equipped with MaxxFan roof vents standard. These high powered fans exchange the room air quickly and will close down at the first sign of rain with the built in rain sensor.





## 53

## SOFT CLOSE CABINET DOORS

Not only do hidden soft close hinges look great, they are very functional. Soft close hinges prevent slamming, which can weaken door joints and pull screws loose from the stiles. Soft close hinges close tightly in conjunction with magnetic latches and they stay closed in transit keeping your gear in the cabinet where it belongs.



## 54

## BALL BEARING DRAWER GUIDES

A residential luxury worth having. Ball bearing drawer glides operate smoothly and easily while extending farther giving you access to items all the way in the back of the drawer.



## 55

## GLAZED BIRCH DRAWERS

### WITH REINFORCED BOTTOMS

In our Paradigm Fifth Wheels, we prioritize quality and durability in every detail. That's why our drawers are crafted from Birch Glazed Hardwood, offering a luxurious look and feel while preventing splintering. Reinforced bottoms provide added strength to protect your drawers during travel, ensuring they stand up to the rigors of the road.



**90  
POUNDS**

## 56

## INNOVATIVE STORAGE SOLUTIONS

Leave no wasted space anywhere! Creative use of space makes the most of every square inch.

Flip Top End  
Tables ➤



## 57

## SHOE STORAGE

Under step shoe storage. As you walk in the door, what better place to take your shoes off and have a place to stash them out of the way yet handy for when you're ready to go back outside again.



## 58

## STAINLESS STEEL SINK

This customer driven feature is sure to please anyone using the kitchen. The residential sized kitchen sink makes it easy to clean even the biggest pots and pans. A convenient roll out slotted drying rack is included. The perimeter of the sink features an integrated LED light strip that also lights up the cabinet below.



## 59

## SOLID SURFACE BACKSPLASH

Our solid surface backsplash is where durability meets sleek and modern design. Easy to clean and built to handle the demands of everyday life while elevating your space.



## 60

## RESIDENTIAL RANGE & OVEN

It has been called the Thanksgiving Dinner Oven by customers at RV shows because you can cook the turkey, stuffing and potatoes in this Lusso 3 cubic foot residential oven all at once. (Twice the size of most RV ovens)

High powered burners are sure to outperform any traditional RV cook top at any altitude.

- 3,500 BTU Right Rear
- 6,000 BTU Left Rear
- 9,000 BTU Left Front
- 12,000 BTU Right Front



Last but not least, there is cookie sheet and pan storage in the bottom pull out drawer.

## 61

## RESIDENTIAL MICROWAVE

Our over-the-range microwave is a full size residential appliance at 1.6 cubic feet and 950 watts.

- 10 auto-cook settings
- 10 power levels
- 30 second express cook
- Energy saving Eco mode
- Two speed exhaust fan
- Removable rack
- Task light
- 12.4" glass turntable
- Child lock



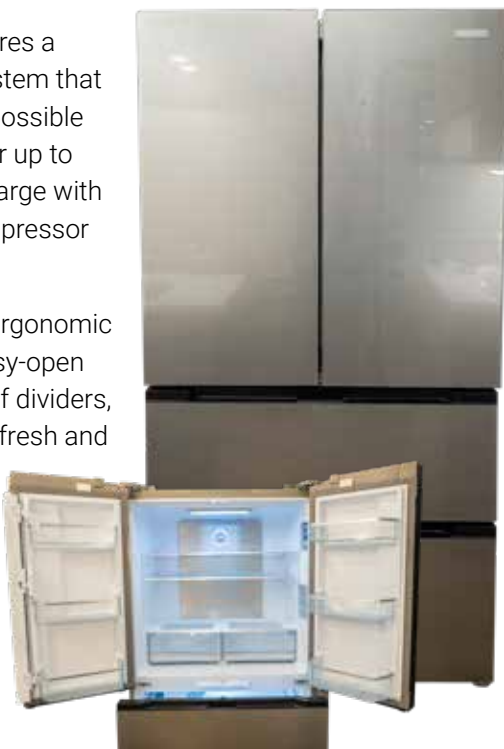
## 62

## RESIDENTIAL REFRIGERATOR

### 19 CU. FT. / 12 VOLT

Our 19 Cu. Ft. refrigerator features a unique power management system that ensures the lowest amp draw possible making it capable of running for up to 20 hours on a single battery charge with a night mode that reduces compressor and fan speed.

Designed with fully integrated ergonomic door and travel latches with easy-open lighted handles, adjustable shelf dividers, an independent thermostat for fresh and frozen compartments, and a built-in icemaker.



**63**

## **FLOATING, HARDWOOD DINETTE TABLE**

### **WITH SWIVEL MOUNT**

No more banging your knees on table legs or pedestals—the swivel mount dinette is cleverly designed without them. Crafted from hardwood, it seamlessly transforms into a stylish desk, combining modern design with functionality.

**64**

## **BENCH WITH STORAGE AND TWO RESIDENTIAL CHAIRS**

A versatile bench featuring hidden storage, complemented by two sleek modern chairs, offers both style and practicality. Its discreet storage provides an elegant solution for keeping essentials organized and out of sight, seamlessly blending form with function.





**65****KENSINGTON COLLECTION FURNITURE**

Our Kensington furniture features a high quality polyurethane based fabric from the RICHLOOM Tough Collection. This is a non-bonded material that is resistant to the cracking and peeling often seen with inferior bonded fabrics. This fabric carries an extended RICHLOOM five year warranty.

**HIDE-A-BED****66****ALL-IN-ONE LOVESEAT / THEATER SEAT / RECLINER**

Maximizing functionality and comfort in a small space requires creative thinking. This combo is the best of both worlds giving you the functionality of a loveseat and the comfort of a dual power reclining theater seat when you want it.



**67**


## 50" HD SMART TV

Living rooms and bedrooms both feature name brand ultra HD SMART TVs for the best entertainment experience. Take your streaming subscriptions on the road.

**68**

## ALLTV

At Alliance we have made the TV hookup experience simple and easy to use. ALLTV is designed to bring satellite, cable and antenna connections to all the TV locations throughout your RV.



## 69

## BLUETOOTH ENTERTAINMENT SYSTEM

The FM, USB, and Bluetooth entertainment system brings the best of modern entertainment to your fingertips. Built-in speakers in both the living room and the bathroom ensure you can enjoy your favorite media seamlessly throughout your space, whether you're relaxing in the living area or starting your day with music in the bathroom.



## 70

## USB CHARGING PORTS

With all the cell phones, tablets, earbuds, GPS units, and other electronic devices you can't have too many USB charge ports. 2x2x2 is a phrase you might hear in an Alliance RV referring to 2 USBs in the end tables, 2 USBs in the theater seats and 2 USBs in the bedroom nightstands.



**Remember your ABCs  
Always Be Charging**

# 71

## DIMMABLE LED FLUSH CAN LIGHTING

RV LED lighting is very bright and can be blinding. A dimmer switch gives you control of your lighting in the living area and bedroom. It is a simple solution that most RV makers neglect to address. Our LED ceiling lights are a flush mount can style like what you see in today's homes.



### SMART LED DIMMER



**PERFECT LIGHTING:**  
DAY OR NIGHT, TASK OR MOOD  
(REMEMBERS LAST SETTING)

# 72

## CROWN & ISLAND LED ACCENT LIGHTING

Alliance features LED accent lighting built into the crown molding, kitchen soffit, kitchen sink, select cabinet backs, and even the bathroom mirror. Create an appealing indirect glow that looks great day or night. Pendants with heavy glass globes swing and rip out of the ceiling when the trailer makes an abrupt stop. Our lightweight pendant lights don't have the mass and inertia to get moving and rip out at abrupt stops.



## MEDICINE CABINET IN MAIN BATH

You can never have too much storage when traveling. Enjoy this generously sized medicine cabinet integrated into the LED back lighted bathroom mirror.



## OFF DOOR SIDE SECURITY LIGHT

Enjoy added security and peace of mind by being able to see at night on the off door side of your unit. The off door side security light is on an independent switch.



## BREAKER / FUSE BOX

We position our breaker/fuse boxes where you can get to them easily, and we clearly mark every breaker and fuse. We also provide a smart wire code guide so you can easily identify and trace wiring back to the source.

[illegible]



# 76

## SMART WIRE

Ever wonder which wires run where? We are not afraid to show you what is behind the covers. In fact, we are proud of the extra effort put into keeping the wiring and plumbing neat and organized. This extra effort helps prevent problems and saves hours on diagnosing trouble down the way. Color coded and numbered wiring makes for quicker repairs and simplifies do-it-yourself projects.



# 77

## CONTROL CENTER

Generally located near the entrance, our control center is easy to read and use. Every switch is marked clearly and organized logically.



# 78

## INDIVIDUALLY SWITCHED SLIDE OUTS

### BOTH INSIDE AND OUT

No more waiting for all the slides to run out in sequence to get to the one you really want. Say you're at a rest stop and you just want to run out one slide so you can get to the bedroom, bathroom, or refrigerator. No problem. Simply run that slide out as far as you need.



# 79

## ELECTRIC GATE VALVES FOR TANKS

Electronic gate valves on an RV offer convenience, precision, and improved sanitation. With the push of a button, you can effortlessly open and close your RV's waste tank valves, eliminating the need to manually handle levers. This system ensures a secure seal, reduces the risk of leaks, and minimizes contact with waste, making the dumping process cleaner and more efficient.



**80**

## KING BED STANDARD

Sleep like Royalty on our standard King size Serta mattress. Walk around the bed to easily get in and out on both sides like you do at home in your bedroom. (Optional Queen bed - available)

**81**

## OVERHEAD BED WINDOW

Many RV bedrooms are dark and feel confined. We install a window above the headboard to let in light and open the room up for a bright, spacious feel. You can even open the window on those cool summer nights.

**82**

## PADDED HEADBOARD

Watching TV or reading a good book, the padded headboard is a comfortable alternative to hard wooden headboards that serve no purpose. This is just another example of Alliance listening to customers and implementing the feedback.

## 83

## CPAP FRIENDLY

These days so many of us have CPAP machines, and we need to use them at home and on the road. Alliance makes the effort to be CPAP friendly by offering outlets on all the night stands and, for some models where space allows, a deep shelf compartment to accommodate your CPAP machine.

## DEEP SHELVES



## 110V OUTLET

## 84

## UNDER-BED STORAGE

Paradigm offers a huge under-bed storage compartment with gas struts to assist in opening 18.75 cubic feet of finished storage space. This space is perfect for the folding dinette chairs, extra blankets, sleeping bags or totes full of gear you want access to without going outside to the basement compartments.



**18.75**  
CUBIC FEET

## 85

## DEEP BEDROOM DRESSERS

When it comes to storage, size does matter. Many RV dressers have lots of drawers but they are so shallow you can't fit much of anything in them. Alliance dresser drawers are deep front to back and top to bottom like a residential dresser. You can keep real adult size clothes in these drawers.

All the dresser drawers are mounted on heavy duty ball bearing drawer glides with soft close and are reinforced on the underside for maximum usability. There is also convenient shoe storage under the dresser.



## 86

## DRESSER TOP HIDDEN STORAGE

Hidden in the dresser, is a place to keep your jewelry, watch, wallet, or anything you want out of sight but still handy. The dresser top is only half lid, The other half is stationary so you can keep some things on top and still access the hidden compartment.





## 87

## PERSONAL READING LIGHTS

Above the headboard are ceiling mounted, LED reading lights. Each light is individually pushbutton switched and easy to reach.



## 88

## RUSTIC SLIDING BARN DOORS

In an RV, every inch counts. Sliding barn doors save space, offer privacy, and add style. Heavy-duty rolling hardware, a steel track, self-locking mechanisms, and tie-backs ensure smooth, secure operation during transit.



**SELF LOCKING BARN DOORS**



## 89

## BEDROOM BENCH SEAT

Most RV bedroom suites don't have a seat or enough room to dress and put on your shoes. Our bedrooms all feature some sort of seat (some with storage) all with a padded seat cushion and all located with room to move around and get ready for the day.



## 90

## FLUSH FLOOR UPPER DECK

## ALL THE WAY TO THE CLOSET

One of the benefits of the Benchmark Chassis is the flush floor upper deck all the way up into the front closet. No more stubbed toes in the middle of night. When every square inch of storage counts, this added space in the closet is a great bonus. Again, what you don't see is often the real story. The structure below that makes this feature possible, also adds strength to the upper deck.



# 91

## HUGE CLOSETS

Could there be such a thing as too much closet? Face it, we all have lots of stuff, and most RVs simply do not provide much closet space. Paradigm fifth wheels have some of the biggest closets on the market with hanging storage, shelf storage, cubbies, and even hampers.



\*CLOSETS VARY BY MODEL.

# 92

## WASHER / DRYER PREP

We make it easy to add a washer and dryer with dedicated locations pre-engineered to accept the washer and dryer with 110 volt outlets, color coded hot and cold water hookups, drain connection and outside vent location, all ready for a quick and easy upgrade.



No more tiny Neo-Angle showers! Alliance residential showers are huge and packed with great features. From the ground up, the reinforced fiberglass base is solid and does not flex under your feet, which can break the seal around the drain. The shower surround is a seamless material that is mold and stain resistant. Easy clean: wipe down with a soft cloth and mild detergent. The shower head is mounted high enough for the tall folks to enjoy without stooping down.



This space saving design allows you to open the shower up wide for easy and safe entry without big swinging doors getting in the way and dripping all over the floor. A simple travel lock keeps the doors secure while on the road. The anodized aluminum frame will not rust or corrode and keep looking great for years to come.



## 95

## TEAK WOOD SHOWER SEAT

No shower is complete without a seat! We raised the bar here and installed a flip up, teak seat that is anchored to a substantial structure in the wall for a solid seat you can trust and enjoy. Teak wood is a luxurious species of wood used in marine applications for its resistance to rot in wet environments. The seat flips up out of the way if you need a little more standing room.



## 96

## SOFT CLOSE PORCELAIN TOILET

The Dometic® RV toilet may actually be better than the common residential bowl. With its powerful bowl-clearing flush, modern rimless design, full-size ceramic bowl and home-like seat height, the Dometic 310 toilet provides unmatched performance.

The hygienic hands-free foot pedal with adjustable water level simultaneously helps conserve water while providing a robust flush. The full-size ceramic bowl and seat height deliver comfort while living mobile. The watertight flush ball system maintains water in the bowl at all times, meaning any unpleasant odors are kept in the waste holding tank.

Perhaps best of all, with a soft close seat and lid there's no accidental slamming shut in the middle of the night to wake anyone up. The seat is also enameled for easy cleaning and is solid in design without the honeycomb found under most RV toilets that collects filth and is hard to clean.





97

## LARGE AND DEEP BATHROOM SINK

Tired of bathroom sinks that are barely the size of a finger bowl? Finally here is a bathroom sink that is usable. Alliance bathrooms showcase a modern style stainless steel sink that is deep and has a real residential faucet that is high enough to get your hands under for a great wash. The stainless steel is durable and easy to maintain.



98

## SOLID SURFACE BATHROOM COUNTERTOPS

**Solid surface countertops combine durability and elegance, making them a perfect choice for any space. Resistant to stains, scratches, and moisture, they offer long-lasting performance with minimal maintenance.**



What is the point of a solar package that does not grow with your needs and that you have to replace major components to upgrade? Some solar options in the industry are a total waste of money. Alliance RV has a standard solar package done right!

- 400 watt solar panel
- 30 amp controller
- Lithium ready components

Additional panels and batteries can be added later to increase capacity without the need to rewire.

CONTROLLER



## WANT TO BOONDOCK LONGER? UPGRADE TO OPTIONAL SUPER SOLAR PLUS

- 2 Additional 320 watt Solar Panels
- 30 amp Charge Controller
- 3 x 100 amp hour Lithium Iron Phosphate batteries
- Energy Management
- 3,000 watt Inverter

We surveyed thousands of RV owners to learn the good, the bad, and the ugly of owners' experiences, and a common issue was the difficulty of upgrading later. Not everyone wants to buy every option available when they buy a new RV, and needs can change. Upgrades become a big hassle if not properly prepped. We identified the most common upgrades after the sale and made them as easy as possible to add later.



**WIRE CHASE  
TO ROOF ACCESS  
(ROOF TO STORAGE BAY)**



**ROOF ACCESS**

**LITHIUM  
BATTERY READY**



**WASHER / DRYER  
PREP**



**WIFI PREP**



**DISHWASHER  
PREP**



**BACKUP CAMERA  
PREP**



**SLIDE TOPPER  
PREP**



# **100 PRODUCT FEATURES MAKING PARADIGM FIFTH WHEELS THE BEST VALUE FOR YOUR INVESTMENT**

**OUR GOAL IS TO PROVIDE THE ABSOLUTE BEST  
CUSTOMER RV OWNERSHIP EXPERIENCE.**

As an independent and owner operated company obsessed with providing the best ownership experience, our team is empowered to do things differently and do the right thing.

With all of us going the extra mile to do things better, Alliance RV provides superior products that look better, perform better, and last longer, all while providing you the best ownership experience.







Thank you for your interest in Alliance Recreational Vehicles. Our mission is simple - Provide our customers with the best RV ownership experience! This means creating long-term alliances with our product owner family and dealer partners, all while exceeding expectations every step of the way.



**ALLIANCE RV**  
301 Benchmark Drive  
Elkhart, Indiana 46516

Office: (574) 218-7165  
Sales: (574) 281-9869  
Service: (574) 226-0140



**JOIN THE ALLIANCE:**  
[alliancerv.com](https://alliancerv.com)

Product information is as accurate as possible as of the date of publication of this brochure. Alliance RV is committed to continuous product improvement thus - floorplans, materials, components, features, measurements, specifications, options, etc. are subject to change at any time without notice or obligation. Certain conditions may require additional equipment. Advertising and marketing Photography may show optional equipment or props used for photography purposes only.

Alliance publishes approximate base weight of the trailer without optional equipment included. Optional equipment will impact the weight of the trailer. Please locate the weight sticker attached to the trailer you are considering for the most accurate trailer weight.

Tow Vehicle Caution: Retail owners of Alliance recreational vehicles are solely responsible for the selection and proper use of tow vehicles. All customers should consult with a motor vehicle manufacturer or their dealer concerning the purchase and use of suitable tow vehicles for Alliance products. Alliance disclaims any liability or damages suffered as a result of the selection, operation, use or misuse of a tow vehicle. Alliance's limited warranty does not cover damage to the recreational vehicle or the tow vehicle as a result of the selection of the tow vehicle.

Print date January 2, 2025 2:06 PM