

AVENUE



100

**CUSTOMER
DRIVEN
FEATURES**



100 FEATURES – TABLE OF CONTENTS

FEATURES	PAGE #	FEATURES	PAGE #
Alliance RV camp ready innovations	3	Hidden storage behind TV	24
A meaningful warranty	3	Innovative storage solutions	24
Warranty for full-time RVing	3	Solid surface countertops	25
Space saver upper deck	4	Stainless steel sink	25
Run full holding tanks	5	30" Residential microwave	26
101" Wide body	5	Range & oven with stainless drawer	26
2" Torsion tube	6	Pantry with adjustable shelves	27
Spring hangers	6	Oversized kitchen window	27
16" Goodyear® endurance tires	7	Floating, hardwood, dinette table	28
MorRyde® CRE3000 suspension system	7	Multi-functional ottoman seating	28
1/2" Shackles & wet bolt kit	7	Kensington collection furniture	29
All-in-one utility center	8	A/C USB charging ports	29
PEX plumbing	8	50" HD smart TV	28
Shut-off valves at plumbing fixtures	8	Klipsch® audio bluetooth system	30
Access hatch in pass through	9	Hidden pull-out mantle storage	31
Slam latch baggage doors	9	Dimmable LED flush can lighting	31
Painted front cap	10	Smart wire	32
Automotive vinyl graphics	10	3-Way exterior slide & awning controls	32
Dual 30 pound LP tanks	11	Individually switched slide outs	33
Electric level up system	11	Flush floor upper deck	33
Oversized awnings	12	Overhead bed window	34
Awning patio LED lighting	12	CPAP friendly	34
Under body lights	12	Shoe storage	34
2" Rear accessory hitch	13	Under-bed storage	35
Hidden sewer hose holder	13	Deep bedroom dressers	35
Fully walkable PVC roof	13	Huge closets	36
Heated & enclosed underbelly	14	Washer / dryer prep	36
12V tank pads	14	Large & deep bathroom sink	37
Exterior spray port	14	Detachable shower head	37
High gloss fiberglass exterior	15	Illuminated light switch in bathroom	37
Oversized aluminum ladder	15	Keyed Alike	38
Off door side security light	15	Diamond embossed skirt	38
AZDEL laminated walls & floors	16	50 AMP service standard	38
Double insulated roof	16	Two A/C's easily run on 30 amps	39
35,000 BTU furnace	17	Motion detecting exterior storage lighting	39
5,100 BTU electric fireplace	17	Silverware drawer	40
MaxxFan	17	Ball bearing drawer glides	40
Dual A/C units (Prepped for 3rd - Avenue)	18	Pots and pans drawer	41
60K on-demand water heater	18	Padded headboard	41
MorRyde step above quad entry	19	Hardwood fascia	41
MorRyde Safe-T-Rail handle	19	Crown molding LED accent lighting	42
Patio side LP quick connect	20	Aluminum backsplash	42
Taller slide rooms	20	Porcelain foot flush toilet	42
Atrium windows	20	1-Piece fiberglass shower- Avenue	43
Black Out roller shades	21	6" Marine grade speaker in bathroom	43
Flush floor kitchen slide	21	Epoxy door trim	44
No carpet zone	22	Epoxy hand Rail	44
No floor vents in the main floor	22	Pre-wired backup camera	44
Soft close cabinet doors	23	Standard solar - done right	45
Birch wrapped drawer boxes	23	Prepped for the most common upgrades	46

1

ALLIANCE RV CAMP READY INNOVATIONS

At Alliance RV, innovation and quality drive everything we do, ensuring our units are camp-ready from the moment they leave our facility.

- **Laser Guides:** Precisely install wall backers during lamination for superior strength.
- **Smoke Testing:** Detects plumbing leaks to enhance reliability.
- **Shake-Down Testing:** Simulates the rigors of travel with a 15-minute vibration test.
- **Rain Bay:** A 30-minute test with 10,000 gallons of recycled water ensures leak-free performance, slides open or closed.

Relentless testing, relentless improvement—because your adventure deserves the best.

2

A MEANINGFUL WARRANTY



A WARRANTY IS ONLY AS GOOD AS THE COMPANY THAT BACKS IT.

Every Alliance RV is generously backed with a 3-year limited structural and 1-year limited base warranty. Further, what really makes Alliance RV stand out is our willingness to communicate our guiding principle of "Do The Right Thing". We understand there is not a one size fits all solution when it comes to your warranty and service needs. Our ability to keep open lines of communication with you and your Alliance dealer will help us find a creative service solution for your specific case. Add to this the unique service and warranty programs we have implemented for our Alliance dealers to streamline the approval process and parts delivery times, all towards the mission of getting our Alliance RV owners back on the road faster and enhancing your RV ownership experience. If you ever want to speak with one of our customer service representatives, please don't hesitate to contact us at (574) 226-0140.

3

FULL-TIME RVING WARRANTY



FULL-TIME RVING WON'T VOID YOUR ALLIANCE RV WARRANTY*

Many manufacturers incorporate language that voids the warranty in the case of full-time RVing.

*Additional equipment may be necessary in certain climates or conditions for full time use.

SOLID FOUNDATION

Offering peace of mind with every step: Next generation advanced frame technology heavy duty Performance Running Gear. Redesigned from the ground up, the Benchmark Chassis features solid steel 8" I-beam main rails with a 2" torsion tube welded where the running gear attaches, as well as a drop frame storage area, flush upper deck design, reinforced goose neck area and a Rota-Flex pinbox.



4 SPACE SAVER UPPER DECK

Engineers were able to redesign the upper deck to be stronger, while flattening the deck to eliminate the toe breaker steps typically found in this space. Stronger design + flush upper deck = smarter chassis.



ROTA-FLEX PINBOX

The Rota-Flex pinbox has a pivoting head with built in rubber compound to reduce chucking and absorb road shock while towing.



5

RUN FULL HOLDING TANKS

We know it's not always possible to empty the holding tanks before hitting the road. We've all seen tanks fall out of the bottom of an RV, and we have made it a priority to minimize this potential in an Alliance RV.

Our fresh tanks are encased in a robust steel cage. Waste tanks are molded to rest on full length steel Z rails and secured with steel straps to prevent shifting in transit.

CLASS LEADING TANK SIZES:

98 Gal. Fresh

53/53 106 Gal. Gray

53 Gal. Black*

***Model specific**



STEEL CAGE



STEEL STRAPS



6

101" WIDE BODY

Experience unparalleled comfort and convenience: Over 14 more square feet on average. This added width gives you more room around the bed, wider sofas in the rear with room for end tables with storage, wider pass through storage areas, deeper cabinets and an overall bigger open feel in the living areas.

RUNNING GEAR REDEFINED

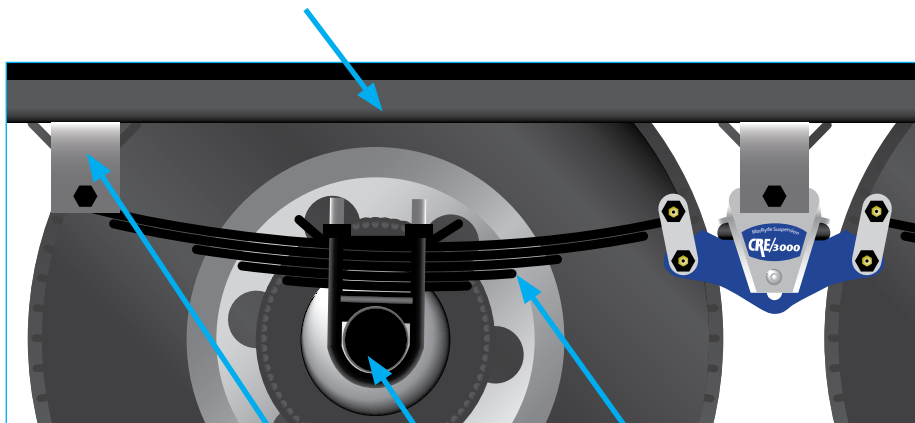


We listened to RVers to determine the good, bad, and ugly from the people who actually own and frequently use RVs. Unanimously, it was clear that tire blow-outs, insufficient springs, thin shackles, and spring hanger failures were a critical area that needed to be addressed.

Building on the latest advancement in chassis design, we have strategically selected our Performance Running Gear system to address the common failures too often seen at this pricepoint.

7 2" TORSION TUBE

Welded to the I-beam for unbeatable strength and rigidity



8 SPRING HANGERS

with V-Bracket
Reinforcement



**DEXTER®
HEAVY DUTY
3.5K SPRINGS**

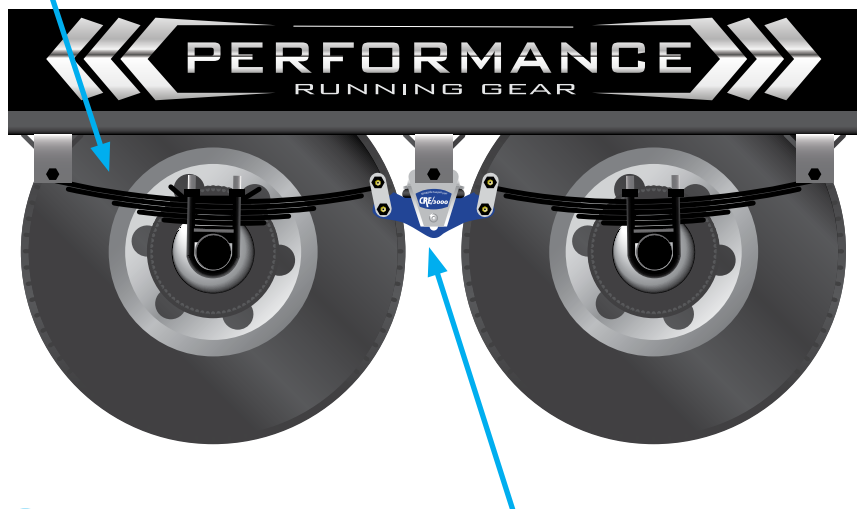
**DEXTER 6,000 LB. AXLES
7,000 LB. AXLES ON 38DBL & 37MBR**

9

16" GOODYEAR® ENDURANCE TIRES

Tires are covered by Lionshead (12) month No Excuses Guarantee program and a (5) year limited warranty against manufacturing defects.

See Lionshead product warranty policy for details.



10

MORRYDE® CRE3000 SUSPENSION SYSTEM



11

MORRYDE HEAVY DUTY 1/2" THICK SHACKLES AND WET BOLT KIT



THEIRS

OURS

12

ALL-IN-ONE UTILITY CENTER


The Alliance Utility Center brings vital connections to one convenient location for management of water hookups, coaxial connections, battery shut off, and tank pulls. Additionally there is a light for when the sun is down, as well as a quick connect sprayer to wash up after dealing with the business end and a 110V outlet for your convenience.



13

PEX PLUMBING Cross-linked polyethylene (PEX)

Real PEX water lines are used throughout to create a reliable and temperature resistant plumbing system. Traditional braided lines (commonly used by some manufacturers) provide an inferior fit at the connection points, making them more susceptible to water leaks.



14

SHUT-OFF VALVES AT PLUMBING FIXTURES

Don't let a leaky toilet or dripping sink shut down the water supply to your whole coach. Simply shut off the dedicated valve to the toilet or sink and address the issue at your leisure.



15

ACCESS HATCH IN PASS THROUGH



Our basement storage compartments feature easy access to mechanicals with a full size access hatch. Alliance Basement storage compartments are insulated, heated, illuminated, and finished with a durable Congoleum floor and automotive trunk carpet to protect your cargo.

16

SLAM LATCH BAGGAGE DOORS

Slam latches and automotive bulb seals keep the baggage compartments tight, dry, and secured. Large handles for easy opening and magnetic stays make for convenient access to your gear.

Individually keyed units eliminate universal keys for added security.



17

PAINTED FRONT CAP



We paint our front cap to match the sidewall color.

The automotive paint is durable and long lasting, looks fantastic, and protects the value of your investment.

18

AUTOMOTIVE VINYL GRAPHICS

Avenue features vinyl film graphics that are vibrant, durable and long lasting.

Our vinyl film graphics have minimal shrinkage and the ability to withstand extreme temperatures. Your exterior graphics will look great for years!



19

DUAL 30 POUND LP TANKS



Extend your RV stay a little longer with 60 pounds of LP in two 30 pound tanks, located on both sides of the coach for even weight distribution and equipped with an auto changeover valve.



20

ELECTRIC LEVEL UP SYSTEM

Electric auto leveling is fast, strong, quiet, and makes short work of leveling your coach so you can get to relaxing. We mount the control panel in a compartment on the off-door side by the front jacks.

(Most models equipped with four point, some models equipped with six point)



21

OVERSIZED AWNINGS

Alliance maximizes the usability of your patio with huge awnings made of dark material that blocks more sun.

These awning arms don't have the traditional wingnut adjustment. A friction hinge and gas strut provide easy, one handed adjustments and act as a shock absorber should a wind gust catch the awning. Includes a manual override in case of no power.



(Some models equipped with only one oversized awning)

22

AWNING PATIO LED LIGHTING

Enjoy your patio lights with or without the awning out.

Our patio awning LED lighting is mounted to the sidewall so you don't have to run your awning out all the way to reveal the lights.



23

UNDER BODY LIGHTS

Underbody lights added to your RV enhance both safety and style. They improve nighttime visibility, making it easier to navigate around the RV and create a modern, inviting ambiance that elevates your camping experience.



24 2" REAR ACCESSORY HITCH

For your convenience, we added a 2" receiver style, rear accessory hitch with a 300 pound hitch capacity, 3,000 pound tow capacity and a four pin connector for taillights.



25 HIDDEN SEWER HOSE HOLDER

A hidden sewer hose holder beneath the RV keeps the hose securely stored, out of sight, and easily accessible when needed.



26 FULLY WALKABLE PVC ROOF

We protect your investment from the top down with a seamless PVC roof material that is more puncture resistant than the TPO used by many others. PVC is ultra bright white and more solar reflective to help keep your unit cool. Last but not least, in the unlikely event of a roof tear, it can be repaired simply with a patch of the same PVC material and PVC cement from your local hardware store.



Polyvinylchloride

PVC

**SEAMLESS
ROOF MATERIAL
LIFETIME WARRANTY**

• ZERO MAINTENANCE • EASILY REPAIRABLE
• EXTREMELY DURABLE • REFLECTIVE SURFACE

27

HEATED AND ENCLOSED UNDERBELLY

Extend your RVing season into the cooler months with a heated and enclosed underbelly.



28

12V TANK PADS

Standard 12-volt tank heat pads protect fresh, gray, and black tanks from freezing in cold weather, ensuring reliable operation and year-round functionality.



29

EXTERIOR SPRAY PORT

Three easily accessible exterior spray ports are perfect for rinsing off gear, pets, or messy shoes before bringing them inside. Conveniently located, they make outdoor clean-up quick and hassle-free. This practical feature helps keep your RV and surroundings tidy with minimal effort.



30

HIGH GLOSS FIBERGLASS EXTERIOR

The high-gloss fiberglass exterior combines durability with a smooth, stylish finish. Its sleek surface resists scratches while delivering a modern, polished look.

**31**

OVERSIZED ALUMINUM LADDER

RATED FOR 300 LBS.

We mount an extended rear roof ladder that positions the bottom rung lower to facilitate easier and safer access to the roof.

No more need for a step stool to access the rear ladder.

**32**

OFF DOOR SIDE SECURITY LIGHT

An outdoor security light adds an extra layer of safety and convenience to your RV. With its bright and reliable performance, it ensures peace of mind wherever you park.



33


AZDEL LAMINATED WALLS & FLOORS



A reliable sidewall begins with a durable frame made of high grade aluminum that is professionally welded and reinforced at stress points. Block foam insulation fills all the voids in the framework, and it is all sandwiched between an AZDEL composite substrate and fiberglass on the outside as well as composite substrate and interior wallboard on the inside. The entire wall assembly is laminated and cured to perfection for the ultimate sidewall.

Alliance sidewalls, rear wall, slide face and end walls are all laminated.

- 50% Lighter
- No Rot, Mold, Warping, or Delamination
- 2X Insulation Value
- Odorless, NO Formaldehyde
- Quieter RVs
- No Impact to the Rainforest
- Unaffected by Humidity and Temperature Changes
- Long Life
- Made in USA



34

DOUBLE INSULATED ROOF

When it comes to insulation, we install the best of both schools of thought with traditional fiberglass batten insulation and a seamless layer of reflective mylar barrier for maximum efficiency in hot and cold climates.



35

35,000 BTU FURNACE

This furnace features 35,000 BTUs of forced air heat runs through flex ducts connected to formed ducts in the floor. Our heating ducts are designed to be as short as possible to minimize heat loss experienced in long duct runs and maximize comfort throughout the coach.



There are also dedicated heat vents into the basement and underbelly to keep the tanks and your gear cozy warm in the cooler seasons.

36

ELECTRIC FIREPLACE

For the spring and fall days when the temperature does not justify firing up the furnace, the 5,100 BTU fireplace takes the chill out of the room without using LP. It's fully adjustable so you can also enjoy the ambiance of the fireplace without heating up the room.

5,100^{BTU}
FIREPLACE

**37**

MAXX FAN

The kitchen is equipped with a MaxxFan roof vent standard. These high powered fans exchange the room air quickly and will close down at the first sign of rain due to the built in rain sensor.



38 DUAL A/C UNITS

(PREPPED FOR 3RD - AVENUE)

Twin 13,500 BTU, ultra quiet, independently controlled, direct flow A/C units maximize cooling capacity.

27,000 BTU
OF COOLING POWER



ULTRA QUIET DUCTLESS DESIGN

Ducts reduce cooling efficiency. Our ductless A/Cs deliver 100% of the cold air produced by the A/C units directly into the RV (with the exception of A/Cs where there are walls in the way where we duct the bare minimum length to cool the bathroom.) Our system is very quiet, using the latest Mach Q series Non Ducted air conditioners. Operating at only 51-57 decibels, you can easily hold a conversation and enjoy TV. Each A/C unit only draws approx 12 amps on high.

Two A/Cs easily run on 30 amp service



A/C on LOW
(Avg. 51.0 db)



A/C on HIGH
(Avg. 56.5 db)



Coleman Mach Q (Quiet) Air Conditioner decibel test, used "Decibel X" app on iPhone placed on bed directly below AC unit to get reading.

39 60K ON-DEMAND WATER HEATER

The 60K BTU on-demand water heater delivers a continuous supply of hot water instantly, ensuring comfort and convenience without the wait. Its efficient design saves energy while providing reliable performance for all your water heating needs.



40**MORRYDE® STEP ABOVE QUAD ENTRY**

Large tread plate provides a smooth transition from steps to floor for safer passage.

With adjustable legs that touch the ground, the entry is solid, unlike traditional fold-away steps that are flimsy and bouncy.

**41****MORRYDE® SAFE-T-RAIL HANDLE**

The Morryde Safe-T-Rail grab handle extends past the bottom step, offering a secure and convenient handhold. Its thoughtful design ensures added support for smooth and confident movement up and down the stairs.



42

PATIO SIDE LP QUICK CONNECT

No need for all the little portable LP cylinders when you have 60 pounds on-board. With a patio side LP hookup you can conveniently use your camp grill or patio heater to dine and entertain.



43

TALLER SLIDE ROOMS

(80" AVENUE / 75" ALL-ACCESS)

Tall slide rooms provide extra headroom for a more comfortable dinette and no banging your head getting up from the recliner. The taller slides also allow us to install larger windows for spectacular views and more ventilation for the ultimate user experience.



44

ATRIUM WINDOWS

Alliance has bigger windows and more of them than anyone else. Enjoy a High Definition view of your surroundings. Get more fresh air inside! Strategically placed Atrium windows that open wide to create excellent cross ventilation in the living area and bedroom.



45

BLACK OUT ROLLER SHADES

Whether you want to block out the bright light of day or have some privacy in the night hours, trust BLACK OUT roller shades for quality and ease of operation.



BLACK OUT
ROLLER SHADES

46

FLUSH FLOOR KITCHEN SLIDE

Our flush floors mean no more raised slideroom floor in the kitchen to stub your toes on.

No more awkward footing or leaning way over to prepare your food.



Brand X's raised floor kitchen slide



FLUSH FLOOR
KITCHEN SLIDE

47

NO CARPET ZONE

You spoke. We listened. Vinyl flooring throughout (No Carpet).

**48**

NO FLOOR VENTS - MAIN FLOOR


Floor vents are an eye-sore, foot-sore and a catch-all for dirt and trash. Our vents are mounted out of sight and off the main floor where they won't catch your bare foot in the dark by surprise.



49

SOFT CLOSE CABINET DOORS

Not only do hidden soft close hinges look great, they are very functional. Soft close hinges prevent slamming, which can weaken door joints and pull screws loose from the stiles. Soft close hinges close tightly in conjunction with magnetic latches, and they stay closed in transit keeping your gear in the cabinet where it belongs.



50

BIRCH WRAPPED DRAWER BOXES

WITH REINFORCED BOTTOMS

In our Avenue Series, we prioritize quality and durability in every detail. That's why our drawers are crafted from Birch Glazed Hardwood, offering a luxurious look and feel while preventing splintering. Reinforced bottoms provide added strength to protect your drawers during travel, ensuring they stand up to the rigors of the road.



51

HIDDEN STORAGE BEHIND TV

Leave no wasted space! Hidden storage behind the TV maximizes every square inch, keeping essentials organized and easily accessible. It's a smart, seamless solution that combines functionality with style.



52

INNOVATIVE STORAGE SOLUTIONS

FLIP TOP END TABLES >

Extra storage for spare blankets, pillows or anything else. That's a lot of space that would normally be wasted!



SHOE STORAGE >

Shoe storage is located as you walk in the door. What better place to take your shoes off and have a place to stash them out of the way yet handy for when you're ready to go back outside again?



DRESSER STORAGE >

A convenient place to keep your jewelry, watch, wallet, or anything you want out of sight but still handy.



53

SOLID SURFACE COUNTERTOPS

The residential choice in countertops is now standard in your RV. Solid surface countertops are food safe, easy to keep clean and stay looking beautiful for years to come.

Solid surface is made of the same material throughout so it can be buffed and polished to remove small scratches that can happen with everyday use.



54

STAINLESS STEEL SINK

This customer driven feature is sure to please anyone using the kitchen. The oversized kitchen sink makes it easy to clean even the biggest pots and pans.



55

30" RESIDENTIAL MICROWAVE

Our over-the-range microwave is a full size residential appliance at 1.6 cubic feet and 950 watts.

- 10 auto-cook settings
- 10 power levels
- 30 second express cook
- Energy saving Eco mode
- Two speed exhaust fan
- Removable rack
- Task light
- 12.4" glass turntable
- Child lock



56

RANGE & OVEN

WITH MATCHING STAINLESS DRAWER

Glass cook top cover offers extra workspace when the burners are not being used.

Equipped with high powered burners for efficient cooking on the go.

Even more storage can be found in the bottom pull out pot and pan drawer that matches the oven.



57

PANTRY - ADJUSTABLE SHELVES

There's no such thing as too much storage, especially for large, bulky items that are difficult to stow away. This thoughtfully designed space includes adjustable shelves, allowing you to customize the layout to fit your specific storage needs. A conveniently located 110V outlet inside also gives you added functionality.



58

OVERSIZED KITCHEN WINDOW**WITH SLIDER FOR VENTILATION**

Oversized kitchen window to let more light in, and when you need fresh air while cooking, there is a slider to let in the fresh air and help clear out the effects of indoor cooking.



59

FLOATING, HARDWOOD DINETTE TABLE

No more banging your knees on table legs or a pedestal because there isn't one. The table itself is a hardwood top similar to the ones pictured in architectural and other interior design magazines.



60

MULTI-FUNCTIONAL OTTOMAN SEATING

The ultimate in versatile RV seating. Dinette booth seat, storage chest for blankets, sleeping bags, gear and an ottoman for the rear sofa all in one. Smarter solutions for a more enjoyable RV experience.



61

KENSINGTON COLLECTION FURNITURE


SOFA
SLEEPING
SYSTEM >THEATRE
SEATING >

62

A/C USB CHARGING PORTS

With all the cell phones, tablets, earbuds, GPS units, and other electronic devices, you can't have too many USB charge ports. The phrase 2x2x2 is what you might hear in an Alliance RV referring to 2 USBs in the end tables, 2 USBs in the theater seats and 2 USBs in the bedroom nightstands.

Remember your ABCs
Always Be Charging



63

50" SMART HD TV

Our living rooms feature smart HD TVs for the best entertainment experience and offer hidden storage behind the TV for media, manuals and more.

**64**

KLIPSCH® AUDIO BLUETOOTH SYSTEM

The AM/FM, CD, USB, Bluetooth soundbar brings the best of modern entertainment to your fingertips, with units conveniently located in both the living room and the bathroom. Enjoy seamless connectivity and high-quality sound wherever you are.

**BATHROOM SPEAKER****LIVING ROOM SPEAKER**

65

HIDDEN PULL-OUT MANTLE STORAGE

The hidden pull-out mantle storage in the entertainment center offers a discreet space to keep your essentials organized and out of sight. This clever feature combines functionality with style, making it perfect for storing remotes, cables, or other small items.



66

DIMMABLE LED FLUSH CAN LIGHTING

RV LED lighting is very bright and can be blinding. Alliance offers a twenty first century solution. A dimmer switch gives you control of your lighting in the living area and bedroom. It is a simple solution that most RV makers neglect to address.

Our LED ceiling lights are a flush mount can style like what you see in today's homes.

TOUCH LED
DIMMER

PERFECT



LIGHTING:

DAY OR NIGHT,
TASK OR MOOD

SMART WIRE

Most RV wiring looks like spaghetti. All the wires look the same, with no telling where they run, and they are all tangled up in a jumbled mess.



3-WAY EXTERIOR CONTROLS

SLIDE AND AWNING

We position our breaker/fuse boxes where you can get to them easily, and we clearly mark every breaker and fuse. We also provide a smart wire code guide so you can easily identify and trace wiring back to the source.

10 VOLT FUSES	AMP	SMART WIRE CODE	110 VOLT BREAKERS
LIGHT ZONE 1	15A	1422 GREEN/WHITE #1	INVERTER
LIGHT ZONE 2	15A	1422 GREEN/WHITE #2	
LIGHT ZONE 3	15A	1422 GREEN/WHITE #3	
LIGHT ZONE 4	15A	1422 GREEN/WHITE #4	FIREPLACE
ANNOUNCING LIGHTS	15A	1422 ORANGE/WHITE #1	A/C 1
EXTERIOR LIGHTS	15A	1422 ORANGE/WHITE #2	GENERAL
CAPACITOR LIGHTS	15A	1422 ORANGE/WHITE #3	DRIVER
ACCELERATOR	15A	1422 PINK/WHITE #1	MAIN
FURNACE	15A	1422 PINK/WHITE #2	
KITCHEN SLIDE	15A	1422 PINK/WHITE #3	
WATER PUMP	15A	1422 BLUE/WHITE #1	
WATER HEATER	15A	1422 BLUE/WHITE #2	MAIN
ANNOUNCING 1	15A	1222 YELLOW/WHITE #1	WASHER
ANNOUNCING 2	15A	1222 YELLOW/WHITE #2	A/C PREP (Select Washers Only)
			GFPI
			MICROWAVE
			CONVERTER
			A/C 2

WIRE FACTS:

12 AWG = 20 AMP

10 AWG = 30 AMP

8 AWG = 40 AMP

6 AWG = 60 AMP

4 AWG = 100 AMP

WIRE TYPES:

1422 = 14 GAUGE

2222 = 22 GAUGE

1022 = 10 GAUGE

8022 = 8 GAUGE

6022 = 6 GAUGE

WIRE WIRE PAIRS


1422 = 14 GAUGE

2222 = 22 GAUGE

1022 = 10 GAUGE

8022 = 8 GAUGE

6022 = 6 GAUGE



888.638.8888 www.888.638.8888



69

INDIVIDUALLY SWITCHED SLIDE OUTS

No more waiting for all the slides to run out in sequence to get to the one you really want. Say you're at a rest stop and you just want to run out one slide so you can get to the bedroom, bathroom, or refrigerator. No problem. Simply run that slide out as far as you need.



70

FLUSH FLOOR UPPER DECK

ALL THE WAY TO THE CLOSET

One of the benefits of the Benchmark Chassis is the flush floor upper deck all the way up into the front closet. No more stubbed toes in the middle of the night. When every square inch of storage counts, this added space in the closet is a bonus. Again, what you don't see is often the real story. The structure below that makes this feature possible, also adds strength to the upper deck.



FLUSH FLOOR BEDROOM

No Climbing Into Bed
No Stubbed Toes
No Ledge

MORE SPACE

FLAT OUT BETTER THAN THE REST!

ALLIANCE

71

OVERHEAD BED WINDOW

Many RV bedrooms are dark and feel confined. We install a window above the headboard (bedslide models only) to let in light and open the room up for a bright, spacious feel. You can even open the window on those cool summer nights.



72

CPAP FRIENDLY

These days so many of us have CPAP machines, and we need to use them at home and on the road. Alliance makes the effort to be CPAP friendly by offering outlets on all the night stands and, for some models where space allows, a deep shelf compartment to accommodate your CPAP machine.



73

SHOE STORAGE

Maximize organization with dedicated shoe storage beneath the dresser and stairs. These cleverly designed spaces keep your footwear neatly tucked away yet easily accessible, making the most of every inch of your home.



74

UNDER-BED STORAGE

Avenue offers a huge under-bed storage compartment with gas struts to assist in opening 17.9 cubic feet of finished storage space. This space is perfect for extra blankets, sleeping bags or totes full of gear you want access to without going outside to the basement compartments.



17.9
CUBIC FEET

75

DEEP BEDROOM DRESSERS

When it comes to storage, size does matter. Many RV dressers have lots of drawers but they are so shallow you can't fit much of anything in them. Alliance dresser drawers are deep, front to back and top to bottom like a residential dresser. You can keep real adult size clothes in these drawers.

All the dresser drawers are mounted on heavy duty ball bearing drawer glides and are reinforced on the underside for maximum usability.

Hidden in the dresser, is a place to keep your jewelry, watch, wallet, or anything you want out of sight but still handy.



76

HUGE CLOSETS


Could there be such a thing as too much closet space? Let's face it, we all have plenty of stuff, and most RVs fall short on closet storage. Avenue fifth wheels offer spacious closets with hanging storage, shelves, and cubbies to keep everything organized and within reach. *Closets Vary by Model.



77

WASHER / DRYER PREP

We make it easy to add a washer and dryer in bedslide models with dedicated locations pre-engineered to accept the washer and dryer with 110 volt outlets, color coded hot and cold water hookups, drain connection and outside vent location, all ready for a quick and easy upgrade.



78

LARGE & DEEP BATHROOM SINK

Tired of bathroom sinks that are barely the size of a finger bowl? Finally, a bathroom sink that is usable. Alliance bathrooms showcase a modern style stainless steel sink that is deep with a real residential faucet high enough to get your hands under for a great wash. The stainless steel is durable and easy to maintain.

**79**

DETACHABLE SHOWER HEAD

Enjoy all the comforts of home with this detachable shower head! The shower head is mounted high enough for the tall folks to enjoy without stooping down, and the hose is long enough to use in a seated position.

**80**

ILLUMINATED LIGHT SWITCH IN BATHROOM

Our illuminated bathroom light switch ensures effortless visibility, even in the dark. Thoughtfully designed for convenience, it helps you easily locate and operate the switch at night without fumbling, adding a touch of practicality to your bathroom.



81

KEYED ALIKE

Individually keyed units eliminate universal keys for added security.



82

DIAMOND EMBOSSED SKIRT

The diamond embossed skirt combines durability with a smooth, stylish finish. Its sleek surface resists scratches while delivering a modern, polished look.



83

50 AMP SERVICE STANDARD

A 50-amp service provides increased power capacity, allowing you to run multiple appliances and systems simultaneously without overloading. It ensures a more convenient and comfortable RV experience, especially for larger rigs with advanced features.



84

TWO A/C'S EASILY RUN ON 30 AMPS

With two A/Cs that easily run on 30 amps, you'll enjoy efficient and reliable cooling without worrying about overloading your power system. This setup ensures optimal climate control for your RV, even in warmer weather, providing consistent comfort while maintaining energy efficiency.



85

MOTION DETECTING EXTERIOR STORAGE LIGHTING

Motion-detecting exterior storage lighting adds convenience and security to your RV. Lights automatically activate when motion is detected, making it easy to access your storage compartments at night or in low-light conditions without fumbling for a switch.



86

SILVERWARE DRAWER

Our drawers are built sturdy to handle everyday use, featuring smooth gliding silverware trays for easy organization and access. Designed for durability and convenience, they keep your essentials neatly stored and within reach.



87

BALL BEARING DRAWER GLIDES

A residential luxury worth having, ball bearing drawer glides operate smoothly and easily while extending farther, giving you access to items all the way in the back of the drawer.



88

POTS AND PANS DRAWER

The convenient pots and pans drawer located under the oven provides a dedicated space to store your cookware.

**89**

PADDED HEADBOARD

Watching TV or reading a good book, the padded headboard is a comfortable alternative to hard wooden headboards that serve no purpose. This is just another example of Alliance listening to customers and implementing the feedback.

**90**

HARDWOOD FASCIA

The hardwood fascia adds a touch of elegance and functionality to your bedroom space. Its stylish design enhances the overall decor while providing a polished and cohesive look to the sleeping area.



91**CROWN MOLDING LED ACCENT LIGHTING**

Alliance features LED accent lighting built into the crown molding. Create an appealing indirect glow that looks great day or night.

**92****ALUMINUM BACKSPLASH**

The aluminum backsplash in the kitchen combines modern style with practical functionality. Its sleek design not only enhances the decor but also offers durability and easy cleaning, making it perfect for everyday use.

**93****PORCELAIN FOOT FLUSH TOILET**

The hygienic hands-free foot pedal with adjustable water level simultaneously helps conserve water while providing a robust flush. The full-size ceramic bowl and seat height deliver comfort while living mobile. The watertight flush ball system maintains water in the bowl at all times, meaning any unpleasant odors are kept in the waste holding tank.



94**1-PIECE FIBERGLASS SHOWER**

Alliance residential showers are huge and packed with great features. From the ground up, the reinforced fiberglass base is solid and does not flex under your feet, which can break the seal around the drain. The shower surround is a seamless material that is mold and stain resistant. Easy clean: wipe down with a soft cloth and mild detergent. The shower head is mounted high enough for the tall folks to enjoy without stooping down.

**95****6" MARINE GRADE SPEAKER IN BATHROOM**

The marine-grade speaker in the bathroom delivers high-quality sound in a moisture-resistant design. Perfect for enhancing your experience, it's built to withstand humidity while providing excellent audio performance.



96 EPOXY DOOR TRIM

The epoxy door trim offers exceptional durability and a sleek, polished look. Designed to resist wear and tear, it adds a modern touch while ensuring long-lasting performance.



97 EPOXY HAND RAIL

The epoxy handrail combines strength and style, offering a secure and durable grip with a sleek finish. Its resilient design ensures long-lasting performance, making it a reliable addition to your space.



98 PRE-WIRED BACKUP CAMERA

The pre-wired back-up camera system makes adding a camera quick and hassle-free. Designed for convenience, it provides enhanced visibility and safety while maneuvering your RV with the camera of your choice.



Your solar package should grow with your adventures, not limit them. That's why Avenue Fifth Wheels come equipped with a flexible, future-ready system designed to meet your needs:

- 400-watt solar panel for robust power generation
- 30-amp MPPT charge controller for efficient energy management
- Inverter prep (up to 1,000 watts) to keep all outlets powered

Looking for a more compact option? Our All-Access models feature:

- 200-watt solar panel
- 15-amp MPPT charge controller
- Inverter prep (up to 300 watts)

Both packages are lithium-ready and expandable, allowing you to add panels and batteries without costly rewiring. Power your journey with confidence.



WANT TO BOONDOCK LONGER? UPGRADE TO OPTIONAL SUPER SOLAR PLUS (N/A ALL ACCESS MODELS)

- 2 Additional 320 watt Solar Panels
- 3 x 100 amp hour Lithium Iron Phosphate batteries
- 60 amp Charge Controller
- Energy Management
- 3,000 watt Inverter

We surveyed thousands of RV owners to learn the good, the bad, and the ugly of owners' experiences, and a common issue was the difficulty of upgrading later. Not everyone wants to buy every option available when they buy a new RV, and needs can change. Upgrades become a big hassle if not properly prepped. We identified the most common upgrades after the sale and made them as easy as possible to add later.

**WIFI PREP****BACKUP CAMERA
PREP****SOLAR PREP
DONE RIGHT!****STANDARD PLUG****SLIDE TOPPER
PREP**

What is the point of a solar package that does not grow with your needs and that you have to replace major components to upgrade. Alliance RV offers a Solar package done right!

- 320 watt solar panel
- 2000 watt inverter
- 20 amp MPPT controller
- Lithium ready components

Additional panels and batteries can be added later to increase capacity without having to rewire and replace components.

100 PRODUCT FEATURES MAKING AVENUE FIFTH WHEELS THE BEST VALUE FOR YOUR INVESTMENT

OUR GOAL IS TO PROVIDE THE ABSOLUTE BEST CUSTOMER RV OWNERSHIP EXPERIENCE.

As an independent and owner operated company obsessed with providing the best ownership experience, our team is empowered to do things differently and do the right thing.

With all of us going the extra mile to do things better, Alliance RV provides superior products that look better, perform better, and last longer, all while providing you the best ownership experience.

The features and benefits in this book apply to Avenue fifth wheels. Some features presented are not standard equipment or available on Avenue All-Access fifth wheels.





Thank you for your interest in Alliance Recreational Vehicles. Our mission is simple - Provide our customers with the best RV ownership experience! This means creating long-term alliances with our product owner family and dealer partners, all while exceeding expectations every step of the way.



ALLIANCE RV
301 Benchmark Drive
Elkhart, Indiana 46516

Office: (574) 218-7165
Sales: (574) 281-9869
Service: (574) 226-0140



JOIN THE ALLIANCE:
alliancerv.com

Product information is as accurate as possible as of the date of publication of this brochure. Alliance RV is committed to continuous product improvement thus - floorplans, materials, components, features, measurements, specifications, options, etc. are subject to change at any time without notice or obligation. Certain conditions may require additional equipment. Advertising and marketing Photography may show optional equipment or props used for photography purposes only.

Alliance publishes approximate base weight of the trailer without optional equipment included. Optional equipment will impact the weight of the trailer. Please locate the weight sticker attached to the trailer you are considering for the most accurate trailer weight.

Tow Vehicle Caution: Retail owners of Alliance recreational vehicles are solely responsible for the selection and proper use of tow vehicles. All customers should consult with a motor vehicle manufacturer or their dealer concerning the purchase and use of suitable tow vehicles for Alliance products. Alliance disclaims any liability or damages suffered as a result of the selection, operation, use or misuse of a tow vehicle. Alliance's limited warranty does not cover damage to the recreational vehicle or the tow vehicle as a result of the selection of the tow vehicle.

Print date January 2, 2025 3:07 PM